

**Site Usage**

**3,269** Visits

**67.36%** Bounce Rate

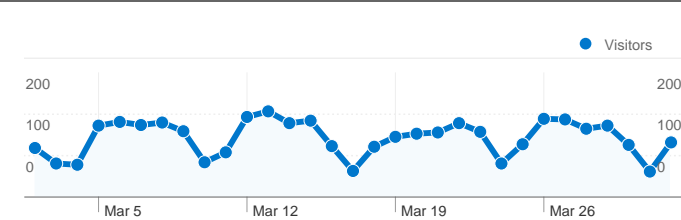
**12,234** Pageviews

**00:02:37** Avg. Time on Site

**3.74** Pages/Visit

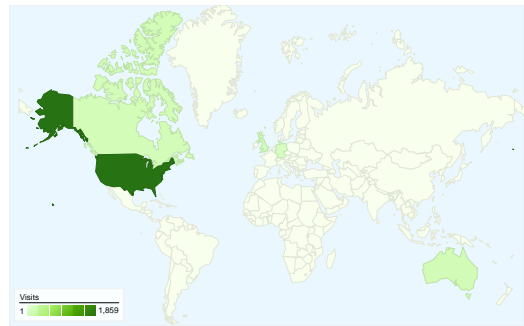
**75.04%** % New Visits

**Visitors Overview**

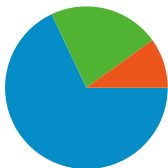


**Visitors**  
**2,629**

**Map Overlay**



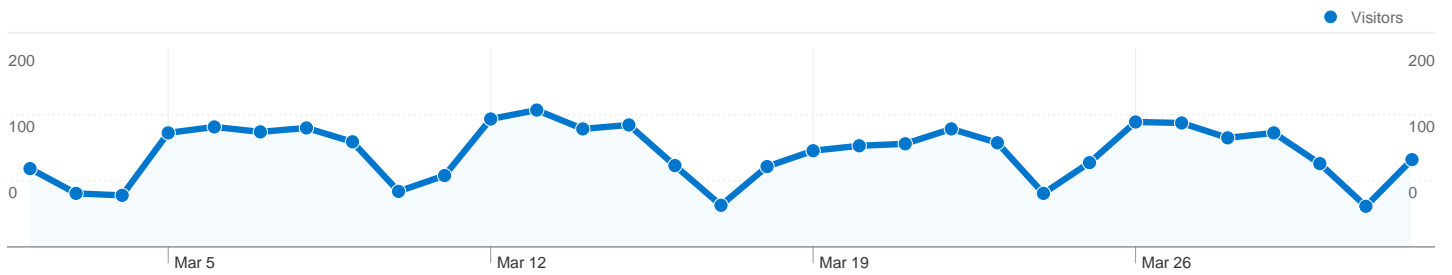
**Traffic Sources Overview**



- **Search Engines**  
2,222.00 (67.97%)
- **Direct Traffic**  
722.00 (22.09%)
- **Referring Sites**  
325.00 (9.94%)

**Content Overview**

Pages	Pageviews	% Pageviews
/do/view/CTSpedia	713	5.83%
/do/view/CTSpedia/StatGraphH	672	5.49%
/do/view/CTSpedia/WebHome	430	3.51%
/do/view/CTSpedia/StudyIncide	275	2.25%
/do/view/CTSpedia/LabsLiverCI	201	1.64%




## 2,629 people visited this site

 **3,269** Visits


 **2,629** Absolute Unique Visitors

 **12,234** Pageviews

 **3.74** Average Pageviews

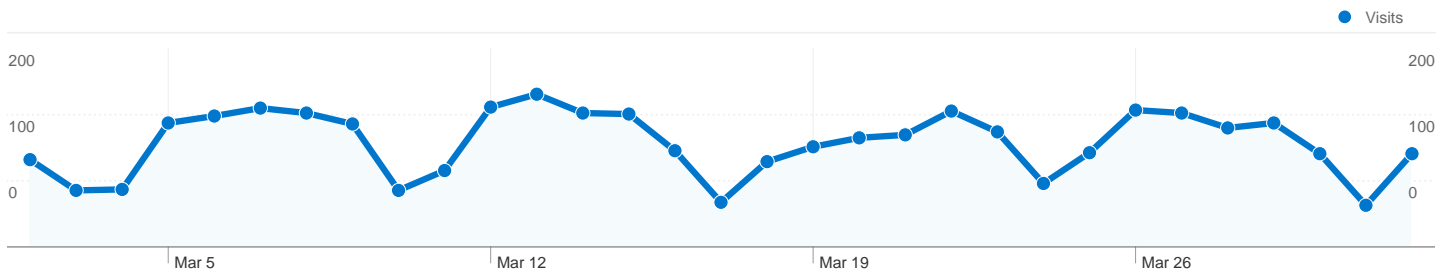
 **00:02:37** Time on Site

 **67.36%** Bounce Rate




 **75.04%** New Visits

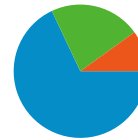
## Technical Profile

Browser	Visits	% visits
Internet Explorer	1,203	36.80%
Firefox	922	28.20%
Chrome	673	20.59%
Safari	373	11.41%
Opera	25	0.76%



All traffic sources sent a total of 3,269 visits

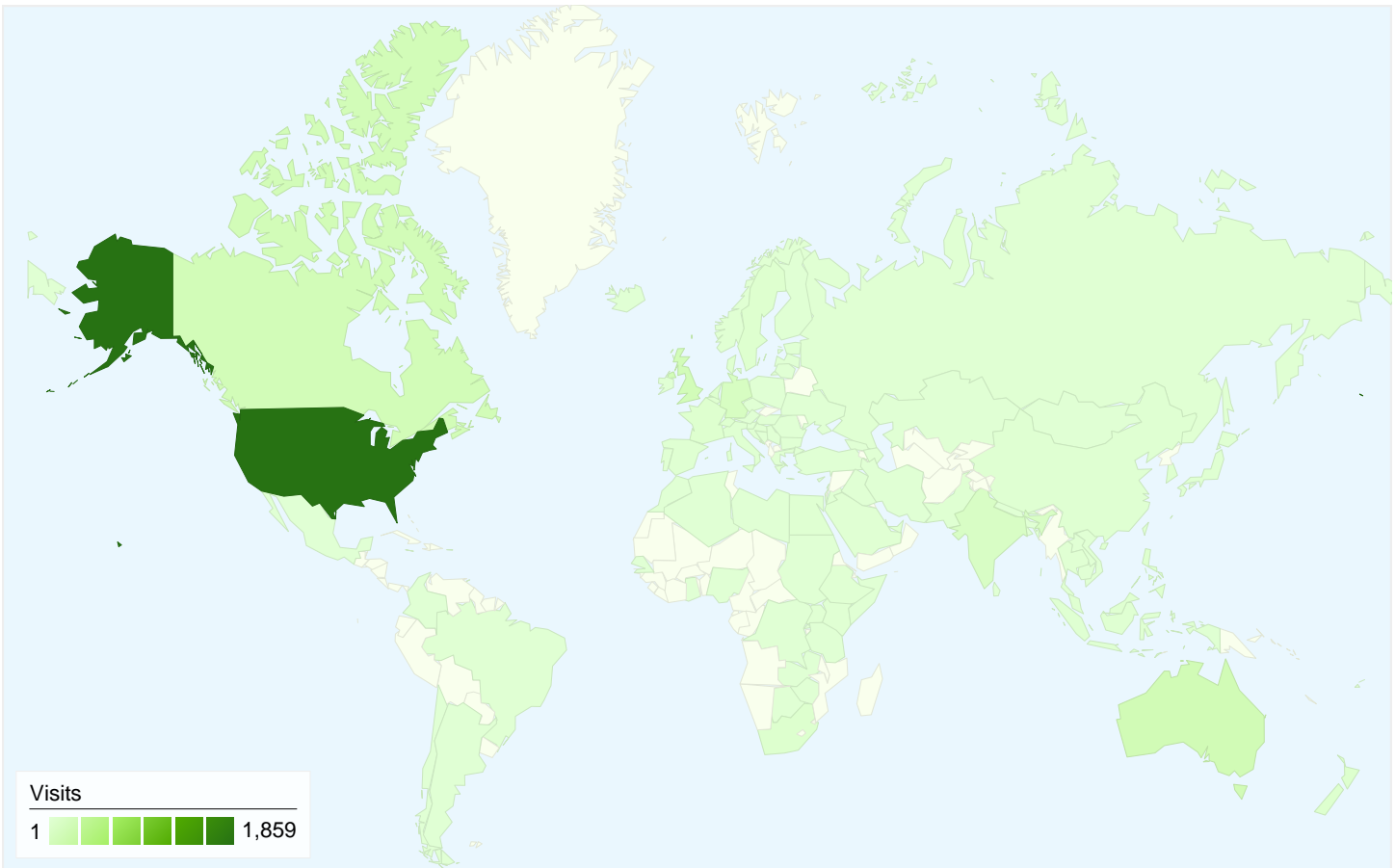
-  22.09% Direct Traffic
-  9.94% Referring Sites
-  67.97% Search Engines



- Search Engines  
2,222.00 (67.97%)
- Direct Traffic  
722.00 (22.09%)
- Referring Sites  
325.00 (9.94%)

## Top Traffic Sources

Sources	Visits	% visits	Keywords	Visits	% visits
google (organic)	2,029	62.07%	(not provided)	504	22.68%
(direct) ((none))	722	22.09%	ctsmedia	74	3.33%
bing (organic)	91	2.78%	study base	31	1.40%
en.wikipedia.org (referral)	90	2.75%	incidence density sampling	27	1.22%
yahoo (organic)	75	2.29%	prevalence ratio definition	25	1.13%

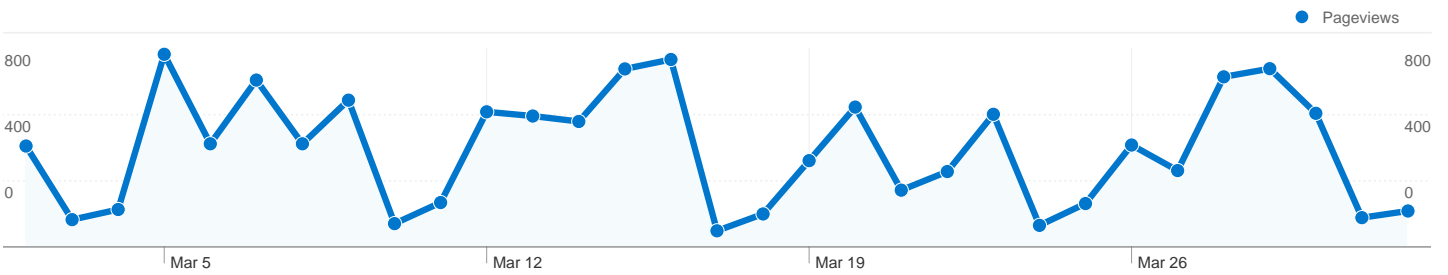


**3,269 visits came from 104 countries/territories**

Site Usage

Country/Territory	Visits	Pages/Visit	Avg. Time on Site	% New Visits	Bounce Rate
<b>Visits</b> <b>3,269</b> % of Site Total: 100.00%	<b>Pages/Visit</b> <b>3.74</b> Site Avg: 3.74 (0.00%)	<b>Avg. Time on Site</b> <b>00:02:37</b> Site Avg: 00:02:37 (0.00%)	<b>% New Visits</b> <b>75.13%</b> Site Avg: 75.04% (0.12%)	<b>Bounce Rate</b> <b>67.36%</b> Site Avg: 67.36% (0.00%)	
United States	1,859	5.22	00:03:43	68.37%	61.22%
Australia	167	1.34	00:00:54	91.02%	80.24%
Canada	155	1.91	00:01:15	87.10%	76.77%
United Kingdom	153	2.22	00:01:23	88.24%	79.08%
Germany	100	2.65	00:01:58	75.00%	69.00%
India	87	1.57	00:01:26	86.21%	73.56%
Netherlands	38	1.50	00:00:28	84.21%	78.95%
(not set)	38	2.13	00:01:45	76.32%	73.68%
South Africa	37	1.24	00:01:09	86.49%	86.49%

New Zealand	<b>34</b>	1.82	00:00:23	88.24%	85.29%
					1 - 10 of 104



**Pages on this site were viewed a total of 12,234 times**

**12,234** Pageviews

**7,429** Unique Views

**67.36%** Bounce Rate

## Top Content

Pages	Pageviews	% Pageviews
/do/view/CTSpedia	713	5.83%
/do/view/CTSpedia/StatGraphHome	672	5.49%
/do/view/CTSpedia/WebHome	430	3.51%
/do/view/CTSpedia/StudyIncidencePersonTime	275	2.25%
/do/view/CTSpedia/LabsLiverClinicalQuestion	201	1.64%