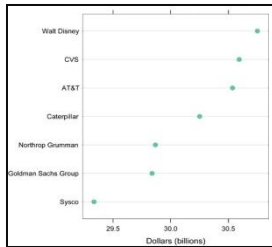
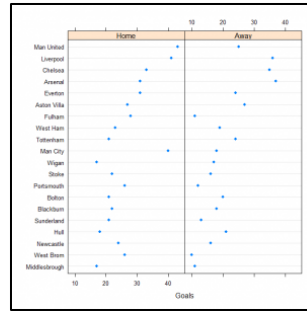


# Data visualization

## Factor influencing the choice of Graph Subtype



Simple



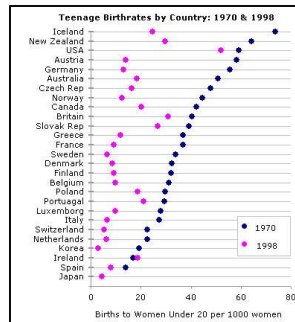
Multipanel  
of simple

0 or 1  
grouping  
Variable



Multiple grouping  
Variables  
(e.g., age category  
x gender  
x treatment group)

Grouped



Multipanel of  
grouped

